




2nd Grade's Revising Checklist

How can you make your story better?

Using your **green pen**, improve your story by following these steps:

1. Read **each** sentence out loud to yourself and check to be sure it sounds right.
2. **Circle** the interesting beginning and ending of your story.
 - Is the beginning interesting? 
 - Is your topic in the first and last sentence of your story? 
 - Does the ending tie your writing together or let the reader know that the story has ended? 
3. **Add** a transitional word.

Try: Next Then Now First
 Lastly Finally Suddenly

4. **Add two** strong action words.

soar


The bird can ~~fly~~ through the air.

5. **Add two** describing words.

big, brown

The ^ dog slept on the bed.

6. **Put a line through** any sentence that does not support the idea of the story.

7. **Read your story.** Do many sentences start with the same word or words? 

She went to the store. *She* bought a doll.
She had fun with it.

If so, **change** some of these words to make your story more interesting.

Shari went to the store. *She* bought a doll. *The doll* was lots of fun.

8. Sentences should not begin with **And** or **Because**. **Cross out** these words if you have any sentences that begin that way.

Because Mrs. Jones helped the children.

9. Add any words you may have left out of a sentence using a caret (^).

on

The kids played ^ the swings.

**You have finished revising your writing,
so now your writing should be
more interesting!**

This document was created with Win2PDF available at <http://www.daneprairie.com>.
The unregistered version of Win2PDF is for evaluation or non-commercial use only.