

THE FALLING DOMINOES

Objectives:

Process: Hypothesizing, observing


Content: Objects dropped from equal heights fall to earth in equal time, regardless of weight and size, ignoring air resistance

Materials: 6 dominoes: 2 single dominoes and 4 dominoes taped in pairs

Procedure:


1. Hold the single blocks in hand, straight out from the body. Predict which one will hit the floor first.
2. Release both blocks at the same time. Record your results.
3. Hold the taped pairs in the same way. Predict which will hit the floor first.
4. Release the blocks at the same time. Record your results.
5. Hold one single block in one hand and a taped pair in the other. Predict which will hit the floor first.
6. Release the blocks at the same time. Record your results.
7. Experiment with other materials in the same way.

Name _____ Date _____



THE FALLING DOMINOES

One domino in each hand:



Predict which domino will hit the ground first:


Left Right Both

Which domino did hit the ground first?

Left Right Both

Why did this happen?

Two dominoes in each hand:



Predict which domino set will hit the ground first:

Left Right Both

Which domino set did hit the ground first?

Left Right Both

Why did this happen?

One domino in one hand and two in the other:



Predict which domino set will hit the ground first:

Left Right Both

Which domino set did hit the ground first?

Left Right Both

Why did this happen?

Try this with other things in the classroom and test your predictions:

Left Hand Item	Right Hand Item	Prediction	Actual Results

What did you learn?

This document was created with Win2PDF available at <http://www.daneprairie.com>.
The unregistered version of Win2PDF is for evaluation or non-commercial use only.